

## Phonics for Parents and Carers

Handout 3: Bug Club Phonics walk-through for parents



Step 1: Firstly, go to [www.activelearnprimary.co.uk](http://www.activelearnprimary.co.uk)

Click on the yellow Log in button and use your child's username, password and school code that the teacher provided



[Forgotten password?](#)

[Will it work on my computer?](#)

Once logged in you will be taken to the Pupil World homepage. This is where you can access all of the homework.



You will see there are several tabs at the top of the page: My Home, My Stuff, My Library, My Rewards, Log Out and Grown-Ups.

Use My Home to change the home page theme.

My Stuff is where any new homework gets sent to. The number displayed indicates how many pieces of homework have been allocated to your child.

Step 2: Open My Stuff to see what's been allocated



The eBooks homework will come under the Independent tab, click on this to bring up the homework. In this case three books have been allocated.

At the bottom of each book icon you can see a gold coin and a number. This number indicates how many coins the child will get for attempting every quiz activity and reading to the end of the book.

### Step 3: Open one of the books

The screenshot shows an eBook interface. On the left, a sidebar titled "Before and during reading" contains three sections: "Say the sounds" with letters 'ck', 'e', 'u', 'r' and a yellow bug icon; "Blend the sounds" with words 'Ram', 'Duck', 'tugs' and 'Rat', 'get'; and "Read the tricky words" with words 'the', 'no', 'go'. Below these is a tip: "Dots and dashes? The dots show one sound made by one letter. The dashes show one sound made by two letters. e.g. Duck." A cartoon character is also present. The main area shows the book cover for "In the Pit" by Monica Hughes, illustrated by Gabriele Antonini. The cover features a red fox and a grey pig. At the bottom, there are navigation buttons: "Back", "Read to me" (with a speaker icon), "Next", "0/1 of 9", and a red "X" close button.

On the left of the eBook you can see which sounds and letters will be covered in the books, as well as any tricky words and top tips to help your child.

You will notice that there is a yellow circle with a bug's face in the middle. This is our hotspot icon and whenever you click on it there will be an activity to do.

In the bottom left of the screen you have a magnifying glass should you wish to zoom in.

In the bottom middle we have a Read to me function. If you click on this the narrator will read the book aloud. We advise that your child attempts to read it by themselves first if you want to use the Read to me function.

In the bottom right corner you can close the book.

## Step 4: Completing an eBook

Puff! Puff!

I can salsa!

8

Back Read to me Next

8/9 of 9

### After reading

#### Story comprehension

- Ask the children if they can recall any of the things the characters did in the story.
- Re-read the speech bubble on page 8. Why are they puffing at the end?

#### Picture detective

Ask children to find the object in the picture that contains the:

- /b/ sound (page 6 – bell)
- /h/ sound (page 7 – hat)

### Follow up

#### Speedy reading

Return to the words on the front inside cover (sections 2 and 3) and check children can sound out and blend these words confidently. Ask them to practice blending them until they can read them quickly.

#### Segmenting for spelling

Practise this spelling routine using the words in section 2.

- Say the word in a sentence, then on its own and ask the children to repeat it.
- Children say the sounds all through the word (segment) and either write a dash or hold up a finger for each sound.
- Children select magnetic letters or write down the grapheme for each sound, saying the sound quietly as they do so.
- Model the spelling by saying each sound as you write the word for the children to see.
- Children give themselves a tick for each grapheme in the correct place.



Published by Pearson Education Limited, a company incorporated in England and Wales, having its registered office at Edinburgh Gate, Harlow, Essex, CM20 2JE. Registered company number 02203729.

www.pearsonschools.co.uk

Pearson is a registered trademark of Pearson plc.

© Pearson Education Limited 2007.

Not published as part of the Rights for series.

First edition 2007.

978 1 4181 4121 1

978 1 4181 4121 1

British Library Cataloguing in Publication Data is available from the British Library on request.

ISBN 9781418141211

Copyright notice: No part of this publication may be reproduced, stored in a retrieval system, or transmitted, in any form or by any means (including photocopying or scanning), or by any information storage or retrieval system, or by any means, without the prior written permission of the copyright owner, except in accordance with the provisions of the Copyright, Designs and Patents Act 1988 or under the terms of a licence issued by the Copyright Licensing Agency.

British Music: © 2007 by British Music. ISBN 0 85185 100 0. Applications for the copy right owner's written permission should be addressed to the publisher.

All Directions by Jo Sempley

Designed by Harper

Original Illustrations © Pearson Education Limited 2007

Illustrated by Tim Wileton


Printed and bound in Australia by Capra Press Ltd, Geelong, Vic.

First Published Pearson Education Limited

Teaching notes by Christine Jenkins

Every effort has been made to ensure copyright holders of material reproduced in this book. Any omission will be notified in subsequent printings if notice is given to the publishers.

Step 5: How to find games that have been allocated



The teacher may also allocate Bug Club Phonics games. These can be found in the Phonics tab.

As with the eBooks, the gold coin represents how many coins the child will get as a reward for completing the game.

Step 6: Playing the games

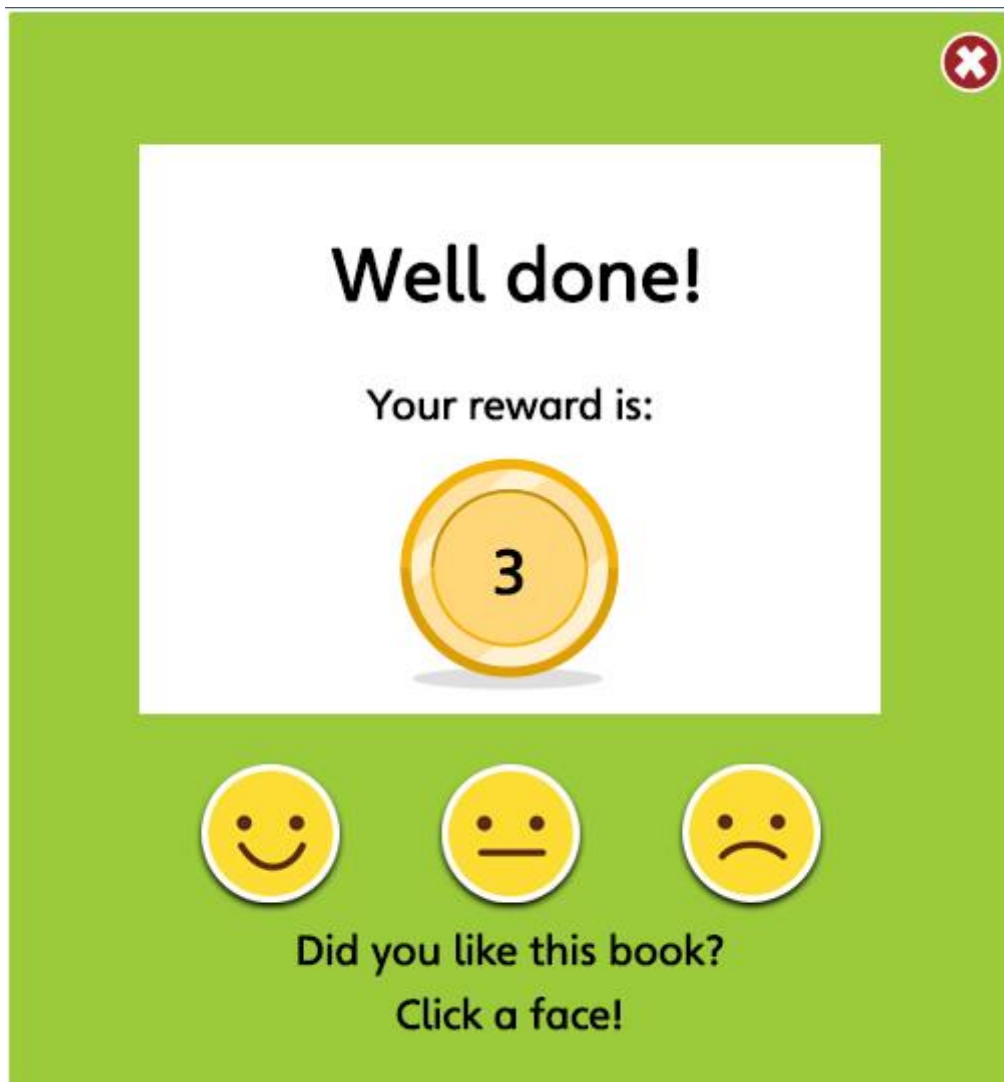


Whenever you open a game the first step is to click the play button and the narrator will provide the instructions for the game. You can also click the Guide button at the top right of the screen for written instructions.

In every game your child will have three chances to answer each question. If they get all three wrong, the narrator will provide the correct answer.

You can see how you did in the score counter. A green hexagon is shown for each question answered correctly and a red hexagon is shown for each answered incorrectly.

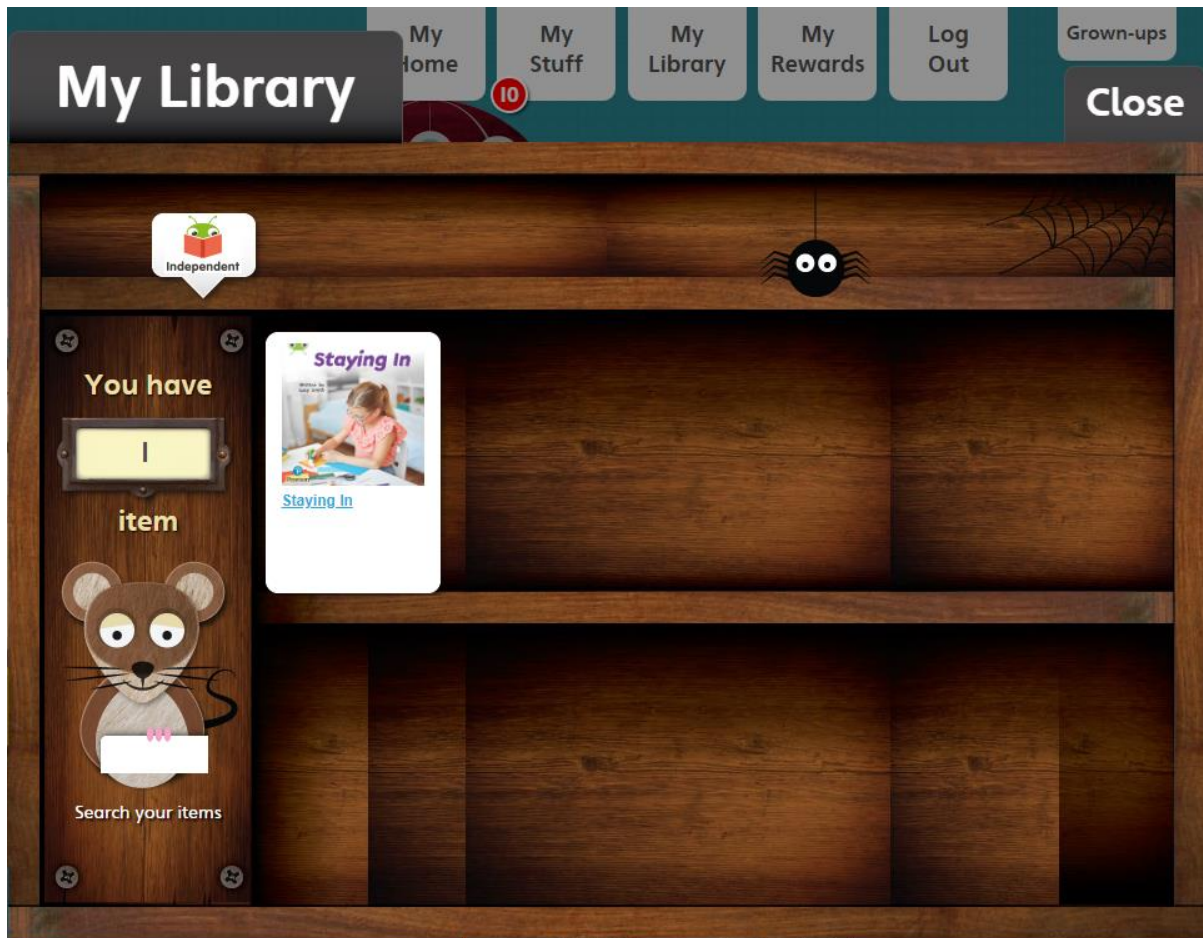
*Rewards for finishing the book or game*



For eBooks, once you read to the end and attempt all of the activities, your child will be given a reward and the opportunity to say whether they liked the book.

For games, your child will be given a reward after attempting every activity and clicking finish at the end of the game.

## My library



Once you finish a book it will drop out of My Stuff and move into My Library. Your child can read this any time they wish, but they won't be able to earn additional coins.



*Step 7: Spending the coins*



Over time, your child will accumulate more and more coins as they read more and more Bug Club Phonics books. You can see just how many coins they have on the homepage.

Now for their favourite part (after reading the eBooks of course), spending those coins.

Click on My Rewards to spend the coins. In the Pit Stop area children can play a racing game; in the Sticker Factory area they can buy digital stickers; finally, in The Tree House, they can decorate their tree house.

## ActiveLearn

ActiveLearn > Grown-ups

### Grown-ups' Area

Welcome to our Grown-ups' Area. This is a new area we're developing to give you everything you need to support your child's learning.

#### Reading

Have a look through the links below to find out more around how Bug Club can help your child to learn to read.

- [Getting the most out of Bug Club](#)
- [How children learn to read](#)
- [Reading at home](#)

In this area there are some top tips on how you can help your child read from home.

### Need help?

You can also use the Help guide link to go over any functionality or technical support questions.

Please note: we strongly recommend using Google Chrome or Mozilla Firefox web browsers with ActiveLearn. If you prefer to use Internet Explorer, please check you have at least IE9 in order for everything to work as it should. eBooks have been optimised for tablets.